


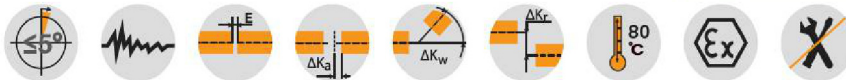
# REVOLEX® KX-D

## Flexible pin & bush coupling

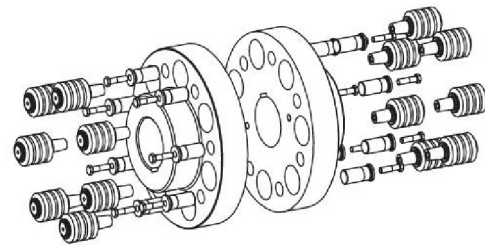
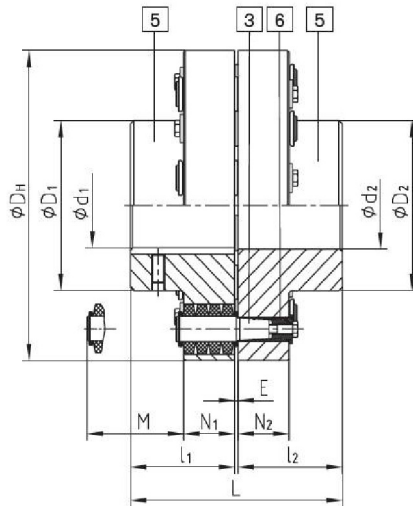
### Casted material



For legend of pictogram please refer to flapper on the cover



### Components



Components type KX-D  
 5 = Hub part 5  
 3 = Pins complete  
 6 = KX-D sleeve (hardened and corrosion-resistant)

REVOLEX® Type KX-D													
Size	Torque <sup>1)</sup> [Nm]		Max. speed <sup>2)</sup> [rpm]	Finish bore [min. - max.] d <sub>1</sub> ; d <sub>2</sub>	Dimensions [mm]							Mass moments of inertia <sup>3)</sup>	Approx. weight <sup>3)</sup> [kg]
	T <sub>KN</sub>	T <sub>Kmax.</sub>			L	l <sub>1</sub> ; l <sub>2</sub>	E	D <sub>H</sub>	D <sub>1</sub> ; D <sub>2</sub>	N <sub>1</sub> ; N <sub>2</sub>	M*		
KX-D 105	8650	17300	2000	34-110	237	117	3	330	180	56	76	0,907	68
KX-D 120	14110	28220	1800	50-125	270	132	6	370	206	76	100	1,867	108
KX-D 135	18690	37380	1600	70-140	300	147	6	419	230	76	100	3,144	145
KX-D 150	23100	46200	1450	82-160	336	165	6	457	256	76	100	4,573	180
KX-D 170	36900	73800	1250	95-180	382	188	6	533	292	92	130	10,259	291
KX-D 190	48210	96420	1100	110-205	428	211	6	597	330	92	130	16,601	385
KX-D 215	61900	123800	1000	125-230	480	237	6	660	368	92	130	25,495	498
KX-D 240	92030	184060	900	140-250	534	264	6	737	407	122	170	50,147	760
KX-D 265	121900	243800	800	160-285	590	292	6	826	457	122	170	80,796	997
KX-D 290	158800	317600	720	180-315	628	311	6	927	508	122	170	129,979	1301
KX-D 305	191060	382120	675	180-330	654	324	6	991	533	122	170	170,016	1509
KX-D 330	251200	502400	625	200-355	666	330	6	1067	572	122	170	227,451	1755
KX-D 355	300000	600000	575	225-450	721	356	9	1156	610	164	220	415,259	2263
KX-D 370	400000	800000	535	225-530	773	382	9	1250	720	164	220	586,686	2701

\* Drop-out center dimension

<sup>1)</sup> Standard material NBR 80 Shore-A, please observe selection on page 14 et seqq.

<sup>2)</sup> Higher speeds on request.

<sup>3)</sup> Relating to max. bore

Finish bore acc. to ISO fit H7, feather keyway acc. to DIN 6885 sheet 1 - JS9.

If requested, coupling is dynamically balanced (semi-key balancing G 6.3 with speed on request of customer). For circumferential speeds exceeding V = 30 m/s, we would recommend dynamic balancing.

■ = vorgebohrt ab Lager lieferbar

Ordering example:

REVOLEX® KX-D 170	GJL	Ø120	Ø150
Size and type of coupling	Material	Finish bore	Finish bore